

MAXIMATOR®

Maximum Pressure.




High Pressure Technology • Testing Equipment
Hydraulics • Pneumatics

Technical Data Sheet

GSF100 (L)

» Special liquids



GSF100 (L)
single acting, single air drive head with distance piece
(Standard= Bottom inlet)

Technical Data:

Air drive pressure:	1-10 bar / 14,5 - 145psi
Calculated Outlet Pressure at an air drive of 10 bar/145 psi:	1,050 bar/ 15,225 psi
Pressure ratio:	1:113
Displacement volume/double stroke	8.8 cm ³ / 0.54 cu.inch

Connections:

Inlet:	Standard: Bottom Inlet 3/4 BSP
Outlet:	1/2 BSP
Air drive:	3/4 BSP
Maximum operating temperature:	60°C
Net weight:	18.0 kg

Pressure and flow performances, please see enclosed graph.

Wetted materials of construction:

Seal package:	GSF100(L): Polyurethan, NBR GSF100(L)VE: UHMWPE, FKM
Pump Body:	1.4305
Piston:	1.4112 (hardened)
Fittings:	1.4571

Approximate Dimensions:

Height:	412 mm
Depth:	181 mm
Width:	272 mm

Available Options:

Side inlet	GSF100(L)S
Special inlet and outlet ports, i.e. NPT	GSF100(L)-NPT
Special seal material to handle special fluids on request.	

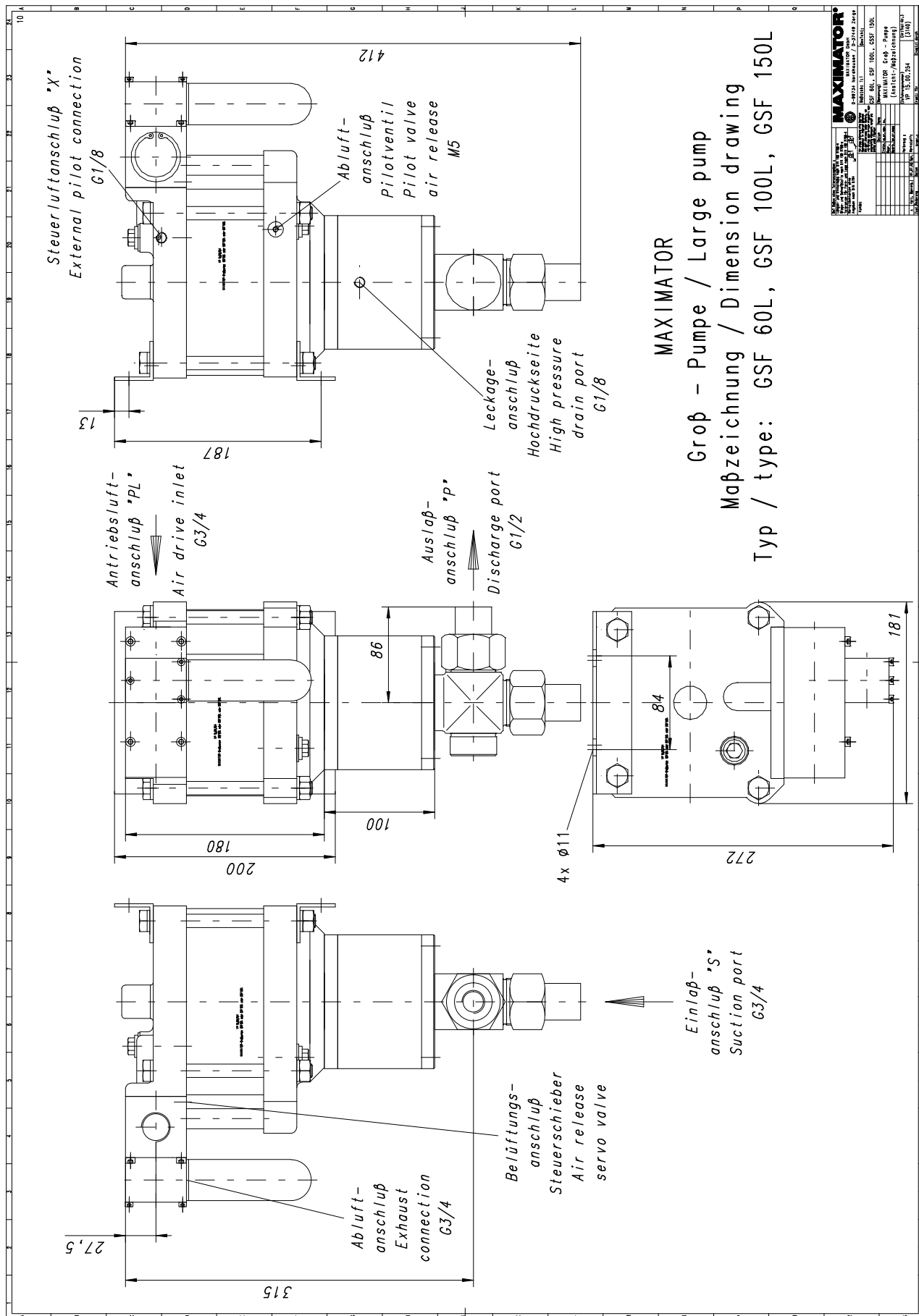
Available Accessories:

Air control units with filter pressure regulator, control pressure gauge and shut off valve:	GSF100(L) with C2
To protect the pump against excessive outlet pressures or to limit the outlet pressure, a safety valve can be fitted to the air control unit in the air drive line:	GSF100(L) with C2/SVair (The required outlet pressure has to be indicated.)

Please consult factory for more information. All technical and dimensional information subject to change. All General Terms and Conditions of sale, including limitations of our liability, apply to all products and services sold.

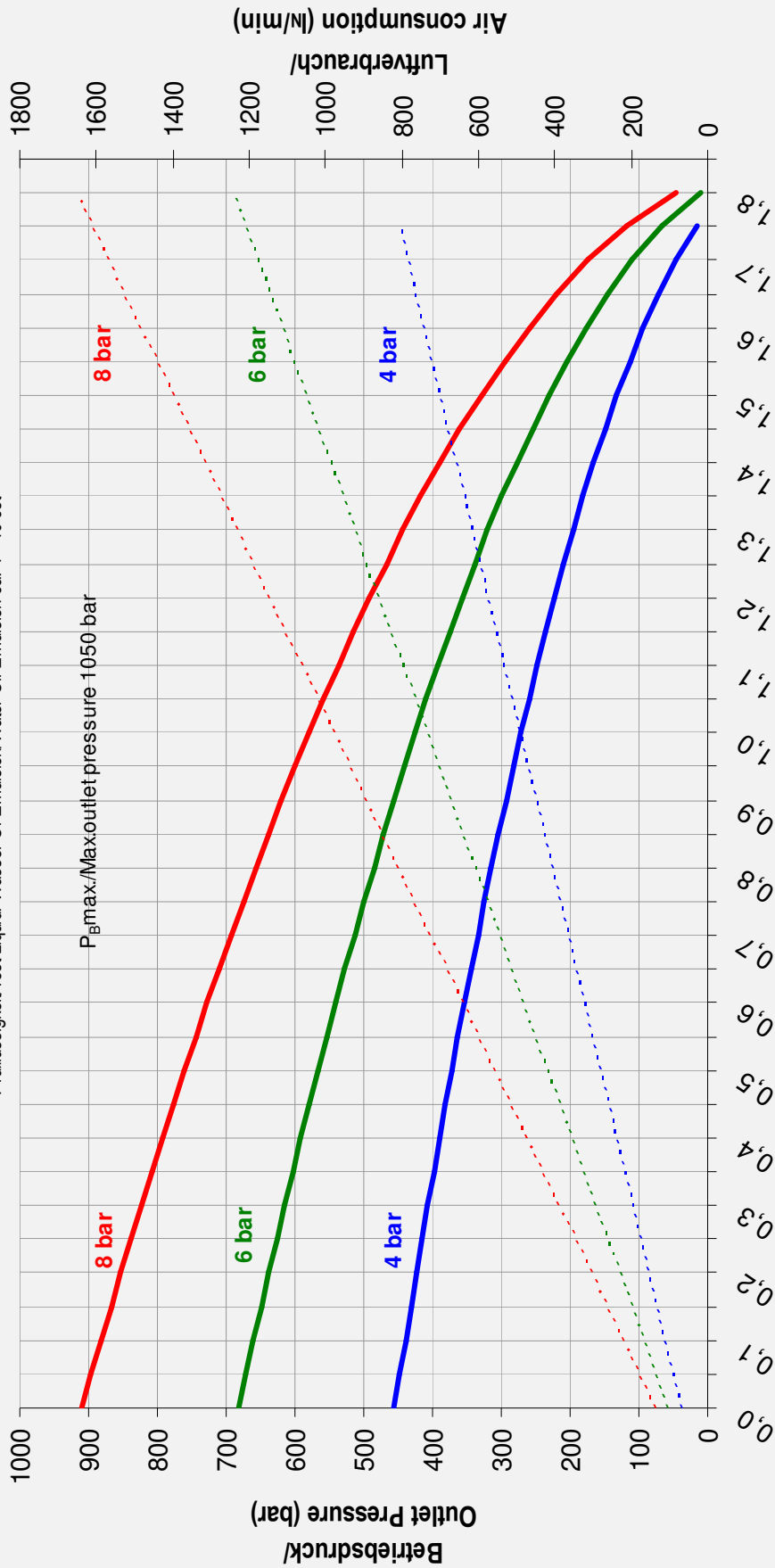


High Pressure Technology • Testing Equipment
Hydraulics • Pneumatics



Leistungsdiagramm/Performance Graph G(SF) 100

Prüfflüssigkeit/Test Liquid: Wasser-Öl-Emulsion/Water Oil Emulsion ca. 1 - 10 cst



Förderleistung/Flow (l/min)

- Betriebsdruck bei/Outlet Pressure at 4 bar
- Betriebsdruck bei/Outlet Pressure at 6 bar
- Betriebsdruck bei/Outlet Pressure at 8 bar
- - - Luftverbrauch bei/Air consumption at 4 bar
- - - Luftverbrauch bei/Air consumption at 6 bar
- - - Luftverbrauch bei/Air consumption at 8 bar